

Newtown Park

Sunday 3.00pm, 1 February 2026

Team Ledger

CAPITAL CLASSIC 2026



SUPPORTED BY:

FUJIFILM
Value from Innovation



MEET INFORMATION

www.acesports.co.nz/capital-classic





TEAM *Ledger*

**Supporting outstanding results
at the Capital Classic for 13 Years!**

Team Ledger

Harcourts Upper Hutt

Mike 027 358 1028 | Josh 027 852 2105

teamledger@harcourts.co.nz

teamledgernz.com

Harcourts
Team Group

Team Group Realty Ltd Licensed Agent REAA 2008

Proud sponsors of

Capital Classic Track and Field Meeting

We are absolutely proud to be sponsoring the Capital Classic yet again in 2026.

Team Ledger are hugely committed to the Wellington community, specifically the Hutt Valley, where we are privileged to be involved in many community organisations and events.

We love our involvement in the Capital Classic and seeing New Zealand's future athletes shine. Best of luck to all those competing!



Scan to visit our website

Absolutely Positively Wellington City Council

Me Heke Ki Pōneke

MAYORAL WELCOME to WELLINGTON

Nau mai, haere mai, and a very warm welcome to all athletes, coaches, whanau and supporters who have travelled from across Aotearoa to be part of the 2026 Capital Classic.

Wellington is proud to host you for one of the country's premiere athletics meets, a celebration of talent, determination, competition and camaraderie with your fellow athletes.

Our city is dramatic and beautiful, blessed with some of the most stunning training environments and plenty of steep inclines to exercise hearts and lungs, and test determination whether you're walking, running or cycling.

And wherever you train, you're always within mere minutes of beaches to cool off, the world's best coffee to sip, our rich cultural heritage to explore or simply more hills to run up.

Whether you are a rising star chasing new levels of performance, or a seasoned veteran who just loves a chase, we're honoured to host you here in our hometown. We are a city that loves our sports from athletics at Newtown Park, cricket at the Basin, rugby and football at the Wellington Stadium, through to fast-growing participatory sports like netball, floorball and pickleball at Akau Tangi Indoor Sports Centre.

Welcome again to Wellington, we wish you the very best for your experiences here in the Capital as you forge new friendships, compete for the sheer love of it, and exceed your expectations.

Nga mihi nui,

Andrew Little,
Mayor of Wellington.

WELCOME from Meet Director

Welcome from **ACESports** to the **2026 TEAM LEDGER Harcourts Capital Classic Track and Field Meeting**. Acesports sincerely hope you enjoy the opportunity to engage with Track & Field here in the Capital as we continue to ensure a major athletics meeting is part of the greater Wellington athletics community.

We are delighted to bring the 22nd edition of this international meeting enabling Wellington athletics to be part of the wider global Athletics community and celebrate our sport with some of New Zealand's very best talent supporting us. Wellington's Newtown Park stadium has a reputation that it can provide opportunities to produce excellent performances with many national and international athletes claiming breakthrough performances and going on to achieve higher honours on the world stage. Performances like James Preston's 1.44.87 NZ championships 800 metres in 2024 year and athletes like 2024 Olympic medallists Eleanor Paterson [AUS], Nicola Olyslagers [AUS], Matt Denny [AUS], and NZL's own Zoe Hobbs, Hamish Kerr, Eliza McCartney, Eddie Osei-Nketia, Sam Tanner, Nick Willis, and Tom Walsh have all competed here at the Team Ledger Harcourts Capital Classic in the past with distinction.

Each calendar year now as major pinnacle events on the world athletics calendar, so here we see current and rising stars in action at the Capital today attempting to cement their team spots. In 2026 major events on the WA calendar include World Indoors [Kujawy-Pomorzé POL], World Under 20 Championships [Oregon, USA], Commonwealth Games [Glasgow, GBR] and Oceania Championships [Darwin AUS] This year we feature the Athletics NZ Under 20 Mile Championships for Men and Women.

We extend a special welcome to all athletes who have made the choice to compete in Wellington from around New Zealand and to athletes from Australia, Cook Islands, Samoa, Estonia, Denmark, Switzerland, Canada, Cook Islands, Canada and Japan.

To the **TEAMLEDGER** team of **Mike, Tania, Scott** and **Josh** and your wider team, as our naming right partners "**TEAM LEDGER Harcourts**" we sincerely acknowledge and recognise your immense and longstanding contribution to this now iconic Wellington event, an association now of **thirteen** years. Your support of the **Aotearoa Athletics Trust** which has enabled us to **have a collaboration to have Tom Walsh and Hamish Kerr** here today to engage with our next generation of athletes and our supporters is noted. We reiterate that a large number of national and local athletes have benefitted from your generous support of the meet via prizemoney, travel, and accommodation subsidies. As our major partner you should feel extremely proud to know you have contributed to the journey now of many New Zealand and International representatives to Olympic and World podiums.

Our sport and athletes are indebted to time and resource made available from all our partners who contribute to making the making the **Team Ledger Harcourts Capital Classic** a permanent fixture on the World Athletics calendar. We continue to have support from long standing partners **Fujifilm, Brentwood Hotel, SAS Sports**, John Fiso and his **FISO** group portfolio of **Bodyhaven, Whitby Collegiate, Peak Physio and Talima Estates, Sir Bill English and Impact Lab** and **Roger Robinson**, and post event venue hosts **Sprig+Fern, Berhampore**.

With the support of **N-Tech I-Film** Sport crew and **Happy Moments Media** we work on creating visuals for our records and to again present our meeting **LIVE** on **SkySport** and this year **Pasifika TV** to grow our audiences. We also thank the Cooks Classic and the Sports Heritage Trust, Sola Power Academy and New Zealand Secondary Schools Athletics for their collaboration with athletes and the meet.

As Meet Director we acknowledge the valued the team from Wellington City Council's Parks, Sport & Recreation who work hard and contribute heavily to keep our Newtown Park athletics facility to a level for hosting international and national events in our city. Newtown stadium is venue space which we must retain and treasure in our community.

As Meet Director and I acknowledge sincerely our hardworking Athletics Wellington Track & Field team led by David Sim and our local and national officials for supporting our event and my partner Tracey Baldwin. Your commitment allows the athletes to perform and spectators to enjoy the events.

Best Wishes, Good Luck, and we will see you back here in 2027

Tony Rogers
ACE Rogers Sports
Meeting Director



ROSTER ATHLETICS *LIVE RESULTS*

DOWNLOAD the Roster App from your App store

SCAN the QR CODE NOW

to DOWNLOAD

ALL EVENT INFORMATION



Team Ledger **CAPITAL CLASSIC** **LIVE RESULTS**

START LISTS & RESULTS

ACES **SPORTS** *Newtown Park*
Sunday, 1 February 2026 www.acesports.co.nz

The image is a promotional graphic for the 'Capital Classic' event. It features a central QR code that, when scanned, provides access to live results, start lists, and other event information. The graphic includes logos for 'Team Ledger' and 'ACES SPORTS', and specifies the event location as 'Newtown Park' on 'Sunday, 1 February 2026'. The website 'www.acesports.co.nz' is also provided for further information.

TIMETABLE

22nd CAPITAL CLASSIC Track & Field Meeting - Wellington's Premier Track & Field Meeting.

The Timetable is Subject to minor Changes by Technical Delegate & Meeting Director

2.00pm	JUNIOR COACHING CLINICS – <i>Hamish Kerr, Tom Walsh, Tori Moorby, & Tiaan Whelpton</i>
3.15pm	Juniors 60 metre Sprints - All Ages Under 15
3.30 pm	Team Ledger Harcourts Women's Hammer
3.50pm	Junior's "Kids" Mile - All Ages Under 15
4.10pm	Juniors 4 x 100m Mixed Relay - All Ages Under 15
4.00 pm	Bodyhaven Women's Pole Vault
4.00 pm	Team Ledger Harcourts Women's High
4.00 pm	FISO Group Women's Triple
4.15 pm	Juniors Autograph Signing and Prizes
4.30 pm	Whitby Collegiate Senior Open Mixed 4 x100m Relay
4.45 pm	Bodyhaven Women's 100m Hurdles
5.00 pm	Team Ledger Harcourts Men's 110m Hurdles
5.00 pm	Talima Estates Men's Discus
5.10 pm	FujiFilm Women's 200m Open
5.20 pm	Team Ledger Harcourts Men's 200m Open
5.30 pm	Whitby Collegiate Men's Long Jump
5.35 pm	SAS Sports Men's and Women's 3000m Track Walk Mixed
6.00 pm	Brentwood Hotel Women's Shot
6.00 pm	Brentwood Hotel Men's Shot
6.00 pm	SAS Sports Men's 400m Hurdles
6.10 pm	Impact Lab Men's High
6.10 pm	Team Ledger Harcourts Women's 400m Open
6.15 pm	FISO Group Women's Javelin
6.20 pm	Team Ledger Harcourts Men's 400m Open
6.30 pm	Peak Physio Women's 800m
6.35 pm	Happy Moments Media Men's 800m Open
6.40 pm	FujiFilm Women's 100m Open
6.50 pm	Team Ledger Harcourts Men's 100m Open
7.00 pm	Acesports Athletics New Zealand Women's Under 20 Mile Championship
7.10 pm	Acesports Athletics New Zealand Men's Under 20 Mile Championship
7.15 pm	SAS Sports Men's Hammer
7.20 pm	Team Ledger Harcourts Women's 3000m Open
7.35 pm	FujiFilm Women's 100m Elite
7.40 pm	Team Ledger Harcourts Men's 100m Elite
7.45 pm	Impact Lab Men's 800m Elite
7.50 pm	Roger Robinson Men's 3000m Open
7.55 pm	SPRIG+FERN Berhampore Senior Open Mixed 4 x 400m

Events will be seeded based on best information given during entry process with top seeded athletes competing in the World Athletics Continental Tour events. Discretion will be given for their events to be staged concurrently if required with the senior events using an age Specification.

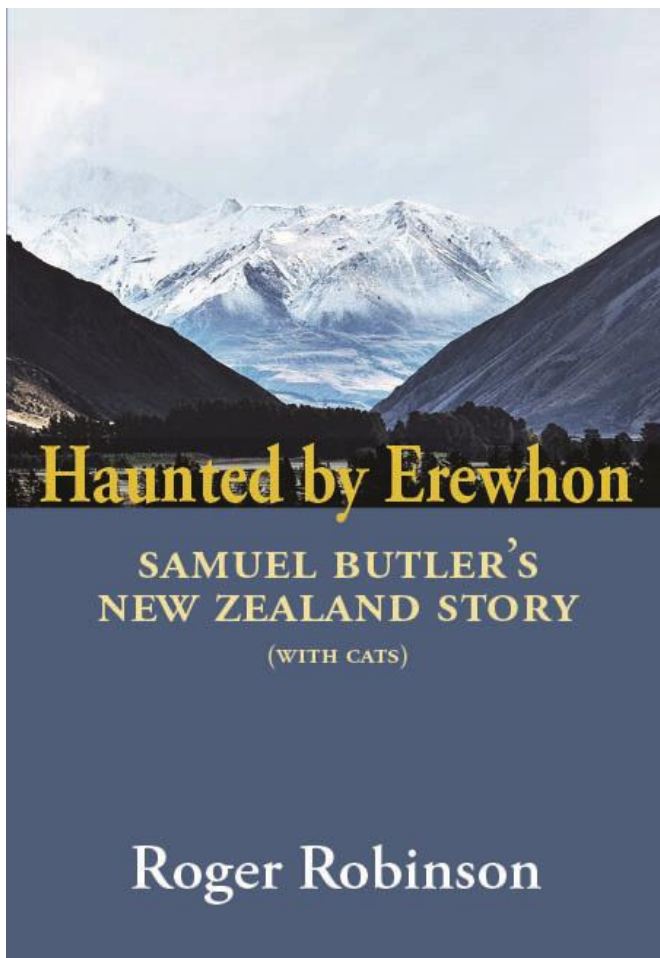
Officials List

Meeting Director	Tony Rogers		
Competition Director	Eddie Soria		
Jury of Appeal	David Sim (Chair), Any two referees not involved in the Protest		
Arena Safety Manager	Vaughan Oates		
Medical and First Aid	Tony Snell (Physio), Dr. Euphemia Li (Doctor), Tracey Baldwin (Reg. Nurse)		
Gate Entry & Security	Wellington Harrier Athletics Club, Peter Jack		
PRESENTATION			
Announcers	Roger Robinson, Josh Sharkey, Rees Buck, Alec McNab		
Livestream: Production			
Commentators, Graphics & Presentation	Richard Knott - Director, I-Film Sport for Sky Sport Mark Rosanowski, (Commentary lead), Rees Buck & Guest commentators, Ben Rogers (Graphics)		
Medal Ceremonies	Richard Willis, Rees Buck, Tony Rogers		
VIP's and Hospitality	Tracey Baldwin		
ATHLETE SERVICES			
Doping Control Liaison	Nathan Lewer,		
Post Event Control	Kirsten Kilmister		
Athlete Check In	Stephen Day, Alice Dowry, Hayden Smith, Dawn Melrose		
Technical Manager	Vaughan Oates, Rob Strong	Equipment /Hurdles: Volunteers	
Shuttle Driver	Danny Rangihuna		
Volunteer Leads	Nathan Lewer, Lachlan Forsyth		
Volunteers	Scots College team (Rufus Craig, Amelia Roberts, Holly Preuss, Vivienne Lim, Salote Vaitohi, Henry Tuwhangai, Augustine Hayes), Ace Squad athletes, and Wellington College students		
TECHNICAL OFFICIALS TRACK			
Photo Finish team	Chief: Peter Baillie, Mike Dwyer,		
Results Management	Michael Du Toit, Lucas Martin, Phil Jones, Russell Sears (Graphics Board)		
Track Referee	David Sim	Track Umpire Chief	Justine Krynen
Track Umpires, Lap Scorers, Lap Times, Lap Board	Alan Stevens [bell], Britt Williams, Veronica Gould, Lucille Cornell, Lucy Strong, Sarah Du Toit, Sonya Reeves, Bianca Cornell		
Start Referee	Deb Fern		
Starts Team	Geoff Henry, Phillip Du Toit, Vanesa Hodge		
Walk Judges	Chief: David Sims, Phillip Du Toit, Geoff Iremonger,		
TECHNICAL OFFICIALS FIELD			
Field Referees: Adrienne Bruce, Sharee Jones			
Chief Judges: Sheelagh Prosser (High), Sione To'ia (Hammer & Discus), Brian Curry (Pole & Shot), Richard Rutherford (Triple, Long & Javelin)			
Field Officials:			
Daniel Lewis (EDM & Camera), Finlay Abbot, Paul Abbott, Zoe Bartlett, Adam Broster, Graham Cook, Sarah Du Toit, Veronica Gould, Ross Hanning, Vaughan Oates, Sonya Reeves, Abi Skelton, Lucy Strong, Amanda Taylor			
Live Results Data Input: Pheobe Edwards, Emilia Skelton & Volunteers			

Wellington's Roger Robinson beats worldwide competition to win the 2025 New York Road Runners George Hirsch Award for Writing about Running.
TWO GREAT BOOKS available by Roger

Haunted By Erewhon

Samuel Butler's New Zealand Story
(with Cats)

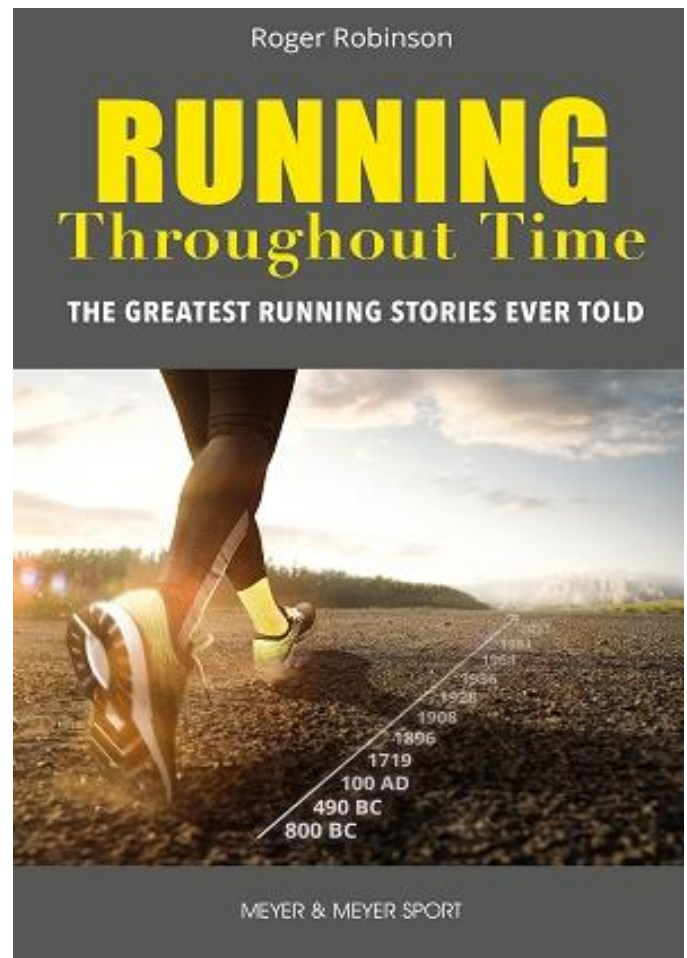


Running Throughout Time

The Greatest Running Stories Ever Told

"Amazingly, it's even better, the best running book this century."

Bob Fitzgerald, Editor, New England Runner, USA



Both books acclaimed in USA

Get author copies signed (NZ only), from rogerrobinson61@hotmail.com

Haunted by Erewhon will be published in March and has been selected for the 2026

Featherston Book Festival. Order from Roger or info@steeleroberts.co.nz

World Athletics Indoor Championships Kujawy Pomorze 26 Qualification System and Entry Standards



The following Standards must be achieved between
1 November 2025 and 8 March 2026 for Auto Qualifying

Points accumulated from World Athletics approved meetings listed on the WA calendar assist athletes to qualify by points aggregates to make the maximum quota number of allowed athletes/event if they are unable to hit these auto qualifying targets during the qualifying period

WOMEN	EVENT	MEN
7.20	60m	6.59
51.75	400m	45.80
2:00.90	800m	1:45.90
4:06.00	1500m	3:36.00
8:35.00	3000m	7:33.00
8.02	60m H	7.65
1.96	HJ	2.30
4.70	PV	5.90
6.75	LJ	8.17
14.15	TJ	16.90
18.90	SP	21.20

World Athletics U20 Championships Oregon 26 Qualification System and Entry Standards



The WA qualification period for World Under 20 Championships is from 1 October 2025 to 26 July 2026

Target number	Men	Event	Women	Target number
64	10.50	100m	11.78	64
64	21.25	200m	24.35	64
56	47.40	400m	55.20	56
48	1:50.00	800m	2:09.00	48
45	3:47.50	1500m	4:27.00	45
20	8:04.00	3000m	9:27.00	20
18	14:08.00	5000m	16:25.00	18
30	9:00.00	3000m SC (0,91m-0,76m)	10:36.00	30
56	14.05	110mH (0,99m) 100mH (0,84m)	14.10	56
56	53.00	400m H (0,91m-0,76m)	1:00.75	56
34	20:50.00 (43:30.00)*	5,000m RW	24:00.00 (49:20.00)*	34
28	2.12	High Jump	1.81	28
28	5.12	Pole Vault	4.05	28
28	7.58	Long Jump	6.22	28
28	15.45	Triple Jump	13.00	28
28	18.30	Shot Put (6kg-4kg)	14.50	28
28	56.00	Discus Throw (1,75kg-1kg)	49.00	28
28	68.00	Hammer Throw (6kg-4kg)	57.50	28
28	68.50	Javelin Throw (800g-600g)	49.50	28
24	7100	Decathlon/Heptathlon	5280	24
24	No standard	4x100m Relay	No standard	24
24	No standard	4x400m Relay	No standard	24
24	No standard	4x100m Relay Mixed		
24	No standard	4x400m Relay Mixed		

* For the 5000m Race Walk, 10km and 10000m times will be accepted as will all road performances for both distances.



World Athletics Rankings SYSTEMS Overview

An individual athlete ranking system for the sport of athletics is managed by World Athletics. It is used to establish the number one athlete within an athletics event and to partially determine qualification into the World Athletics Championships and the athletics at the Summer Olympics. The rankings are published weekly by World Athletics.

Athletes are assigned a "**ranking score**" based on the average of their best performances within a 12-month ranking period, or 18-month period for combined events and distance events of 10,000 m or more. Each athlete performance is assigned a "performance score" which consists of a "**result score**" plus a "**placing score**" – the result score is based upon an athlete's best result in the final of a competition and is calculated via the World Athletics Scoring Tables (similar to the decathlon scoring method), while the placing score takes into account the athlete's final **placing within that competition** and the **category of the competition**, with more placing points being awarded in more prestigious competitions. e.g. *Diamond League vs. Continental Tour Challenger Meets*

There is a total of ten competition categories, a code based on the level of the competition. There are four special categories for the foremost global and continental competitions, followed by categories ranked from A to F for other competitions.

The scores assigned to an athlete based on a given performance are derived from the IAAF Scoring Tables of Athletics. Placing scores vary based on the event, the competition category, and the placing of the athlete. The performance score is the combined total of the placing score and result score of an athlete performance. An athlete's ranking score is the average of their best performance scores within the ranking period.

Placing Score Bonus Points awarded to athletes placed 1st to 6th at The Team Ledger Harcourts Capital Classic that are added to their event Performance Score are;

Place	1 st	2 nd	3 rd	4 th	5 th	6 th	7 th	8 th
National Outdoor Championships [B]	70	56	49	42	38	34	30	27
Bronze Meeting Bonus Points [C]	42	35	31	28	25	22	19	16
National Indoor or Short Track Championships Challenger Meeting Bonus Points [D]	28	24	21	18	15	13	12	11
Permit Meeting Points [E]	18	15	13	11	9	7	-	-

Results achieved with underage equipment or implements (in hurdles and throwing events), are not considered for the Rankings.

Intermediate splits during a competition are not considered as a result for the athlete and thus are not included in the World Rankings.

The initial Result Score may be altered taking into consideration the following factors:

- Wind reading
- Best Legal Jump (BLJ)





MENS MEET RECORDS

Event	Performance	WA Points	Athlete	Club	Year
100m	10.36	1085	Joseph Millar	Tauranga	2016
200m	20.77	1101	Jeffery Thumath	Auckland CA	2008
400m	46.11	1104	Lex Revell-Lewis	Waitakere	2025
800m	1.48.42	1071	Alex Rowe	AUSTRALIA	2017
1500m	3.41.96	1080	Julian Oakley	Tauranga	2021
3000m	7.50.26	1114	Sam Tanner	Tauranga	2024
5000m	14.13.44	955	Nick Willis	Valleys United	2006
110mH	14.01	1064	Joshua Hawkins	Ellerslie Athletic Club	2024
400mH	50.43	1108	Christopher Douglas	AUSTRALIA	2020
3000m S/c	9.14.84	933	George Guerin	Papanui -Toc-H	2022
4x100m	40.02	1073	NZL "A"	New Zealand	2006
3000m T W	11.15.20	1148	Quentin Rew	Wellington HAC	2015
5000m T W	20.34.17	1014	Craig Barrett	Hamilton Hawks	2003
High Jump	2.31m	1188	Hamish Kerr	Christchurch Old Boys	2021
Pole Vault	5.30m	1074	Nick Southgate	Bays Cougars	2015
Long Jump	7.61m [0.9]	1053	Felix McDonald	Athletics Tairei	2022
Triple Jump	15.78m [0.2]	1035	Tetteh Anang	AUSTRALIA	2025
Shot Put	21.21m	1193	Tom Walsh	South Canterbury	2023
Discus	65.47m	1161	Matthew Denny	AUSTRALIA	2020
Hammer	67.48m	1001	Anthony Nobilo	North Harbour Bays	2023
Javelin	79.49m	1094	Stuart Farquhar	Hamilton Hawks	2008

WOMENS MEET RECORDS

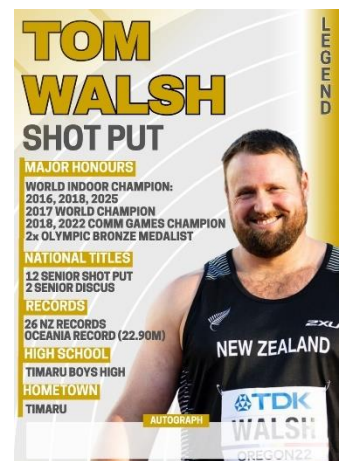

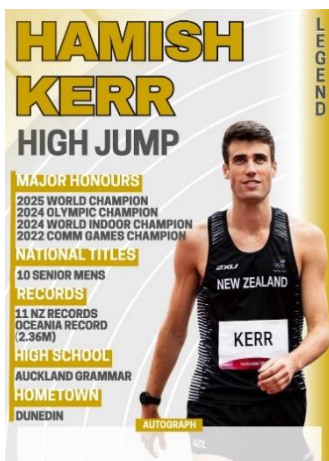
Event	Performance	WA Points	Athlete	Club	Year
100m	11.42	1109	Zoe Hobbs	North Harbour Bays	2019
200m	23.52	1082	Zoe Hobbs	North Harbour Bays	2019
400m	53.64	1063	Portia Bing	North Harbour Bays	2020
800m	2.02.63	1116	Katherine Camp	Canterbury University	2019
1500m	4.16.57	1076	Taylor Werner	USA	2025
3000m	9.07.85	1079	Rosa Flanagan	Uni. Canterbury	2015
100mH	13.41	1094	Rochelle Coster	Pakuranga AC	2015
400mH	56.55	1125	Portia Bing	North Harbour Bays	2020
3000m S/c	10.25.98	1033	Fiona Crombie	Canterbury University	2012
4 x 100m	44.77	1103	Percy, Elliot, Hulls, Hobbs	NZL Women's A	2022
3000m TW	13.13.24	1015	Laura Langley	North Canterbury	2025
High Jump	1.99m	1209	Eleanor Patterson	AUSTRALIA	2020
Pole Vault	4.31m	1055	Olivia McTaggart	North Harbour Bays	2021
			Imogen Ayris	Takapuna	2021
Long Jump	6.29m	1061	Chantal Brunner	Counties Manukau	2006
Triple Jump	13.12m	1027	Nneka Okpala	Pakuranga AC	2015
Shot	15.92m	953	Tapenisa Havea	South Canterbury	2022
Discus	63.30m	1132	Beatrice Faumuina	Waitakere City	2006
Hammer	71.66m	1120	Lauren Bruce	South Canterbury	2021
Javelin	60.51m	1087	Tori Peeters	Hamilton Hawks	2022

2026 Glasgow Commonwealth Games Selection Targets

CGs Qualification Period of 1 January 2025 to 3 May 2026

Men		Event	Women	
ANZ-APS	ANZ-BPS		ANZ-APS	ANZ-BPS
10.00	10.05	100m	11.00	11.07
20.15	20.24	200m	22.75	22.90
44.40	45.00	400m	50.70	51.30
1:44.30	1:45.10	800m	1:58.10	1:59.30
(3:33.50)	(3:34.80)	(1500)	(4:00.00)	(4:02.50)
3:50.40	3:51.80	One Mile	4:18.40	4:21.00
13:11.00	13:17.00	5,000m	14:57.00	15:03.00
27:08.00	27:28.00	10,000m	31:05.00	31:35.00
40:00	40:45	10,000m / 10K Race Walk	45:15	46.00
(1hr20:30)	(1hr22:00)	(20K Race Walk)	(1hr32:00)	(1hr34:00)
[1hr24:55]	[1hr26:30]	[Half Marathon Race Walk]	[1hr37:05]	[1hr39:10]
8:15.00	8:25.00	3000m SC	9:25.00	9:35.00
13.40	13.50	110mH/100mH	12.70	12.80
48.85	49.25	400mH	54.80	55.20
8000	7750	Decathlon/Heptathlon	6050	5850
2.28	2.24	High Jump	1.94	1.90
5.50	5.35	Pole Vault	4.55	4.45
8.15	8.00	Long Jump	6.75	6.60
16.70	16.40	Triple Jump	14.20	13.85
20.60	20.10	Shot Put	18.30	17.70
67.20	65.10	Discus Throw	61.50	59.00
72.90	70.40	Hammer Throw	71.60	69.50
83.50	80.50	Javelin Throw	62.00	59.50
38.50	-	4 x 100m Relay	43.30	-
3:15.00	-	Mixed 4 x 400 Relay	3:15.00	-

Special Thanks to
Happy Moments Media and Fujifilm
 for their support with meet graphics and Athlete profile cards





ImpactLab's vision is to help create a world where investment works for communities, so that people can live the lives they choose. We are proud to be supporting Capital Classic in 2025!

Since 2019, ImpactLab has measured the impact of over 280 programme's in the New Zealand social sector, covering \$451m worth of investment.

By looking at the Social Return on Investment of a programme, **ImpactLab** helps charities show what a dollar invested with them can do, and to identify where they can do even more good.

We work with the best available data and evidence to estimate social value in dollar terms – a metric that is measurable, consistent, and comparable. We build close relationships with our customers to understand them, and the needs of their communities, supporting them to do good, better.

Get in touch with your team!

E: info@impactlab.co.nz



The Roger Robinson Scholarship for Student Runners

*This scholarship has been established by **Victoria University of Wellington** to help student runners (**any Athletics New Zealand event, 800m up**) succeed academically and as athletes while enrolled at Victoria.*

It celebrates the varied career of Professor Roger Robinson, a current master's athlete still setting records and an ardent support and regular commentator at the Capital Classic.

*For details, see wgn.ac.nz/scholarships,
or contact*

Scholarships Office, VUW.

2026 TEAM LEDGER HARCOURTS
CAPITAL CLASSIC
WELLINGTON

AceSports thanks our partners,
Fiso Group and associated
brands for their support



F I S O
G R O U P

Creating Opportunities
Shaping Futures



TALIMA ESTATE

Bespoke housing development in the heart of Whitby

Our Vision, Your Dream

Talima Estate offers a unique opportunity for those seeking to build their perfect retreat. This new housing development, located on the doorstep of Wellington city and Whitby, plans to accommodate up to 84 new homes, built in two stages. Its elevated position provides extensive views and a relaxing environment.

talimaestate.co.nz



Talima Estate



[talimaestatenz](https://www.instagram.com/talimaestatenz)

Visit Talima Estate Website For More Updates



WHITBY
COLLEGIATE

CO-ED YEARS 7-13 | NATIONALLY RANKED ACADEMIC RESULTS
SMALL CLASSES | SUPPORTIVE LEARNING ENVIRONMENT
FUTURE-FOCUSED | BUSES AVAILABLE

ENROL NOW



04 234 1070



[whitbycollegiate.school.nz](https://www.whitbycollegiate.school.nz)



enrol@whitbycollegiate.school.nz



2 Starboard Lane, Whitby, Porirua, NZ

2026 TEAM LEDGER HARCOURTS
CAPITAL CLASSIC
WELLINGTON

AceSports thanks our partners,
Fiso Group and associated
brands for their support



F I S O
G R O U P

Creating Opportunities
Shaping Futures



PeakPhysio

Services

- Balance Programmes
- Manual Therapy
- Movement Assessments
- Myofascial Release
- Posture Assessments
- Rehabilitation
- Massage (Sport/Relaxation)
- Strapping
- Strength & Flexibility Programmes

info@peakphysio.co.nz
+64 4380 6403
www.peakphysio.co.nz

71 Miramar Avenue
Miramar 6022
Wellington NZ

Book Your Assessment

Services

BOOK NOW

Massage	Advanced Skin
Facials	Fascia Flow Treatments
Spa Packages	Grooming
Body Rituals	Hands & Feet



Bodyhaven

2/2 Tory St, Wellington

bodyhaven.co.nz

 bodyhaven_nz

 bodyhavenspanz



Proud apparel suppliers to

ACESports and the **Team Ledger Harcourts Capital Classic**

New Zealand Secondary Schools Athletics Association

Athletics Wellington

Wellington College - Rongotai College

SAS sports a New Zealand owned & operated sports and school apparel supplier.

SAS are proud suppliers and supporters to many of NZ's leading sports organisations and schools including, Athletics Auckland, Takapuna Athletics, Athletics Canterbury, & Fielding Moa Athletics



SAS.co.nz

Uniform Shops

Address: 28A Wood St, Papakura 2110 – **241 Cuba Street, Wellington**

Phone: 09-299 8412

[facebook.com/sassportsnz](https://www.facebook.com/sassportsnz)

[Contact Local Representative](#)

Peter du Plessis

Peterd@sas.co.nz



Team Ledger Harcourts Capital Classic

Wish to acknowledge its support crew of announcers and commentators.
The voices of the meet

- Richard Willis, Roger Robinson, Alec McNab , Josh Sharkey
 - Mark Rosanowski, Rees Buck
- alongside the Livestream crew of N-Tech's I-Film




Acesports & Team Ledger Harcourts Capital Classic

Athletes and Officials wish to acknowledge

Sprig+Fern - Berhampore

as our Post Event Dinner hosts on **SUNDAY EVENING**



STAY IN TOUCH with **Field & Track**

Results and Interviews throughout the year


CHEW the FAT – a Local Podcast on ‘Field and Track’

Look out for the **2026** editions - Check Facebook or your podcast platform

<https://www.facebook.com/profile.php?id=100083227844109>

‘CHEW the F.A.T’

Listen to Host Mark and Tony along with producer Ben.



Important information for Competitors

Meeting and Competition Rules

The **2026 Team Ledger Harcourts Capital Classic** will be conducted under the rules of Athletics New Zealand and World Athletics Permit Meet requirements.

All competitors must be registered with Athletics New Zealand or their National Federation and compete in their National, Club or an approved uniform.

Athletics New Zealand M20 and W20 Mile Championships athletes will be expected to have their competition shoes approved in the call room prior to the Championship event while others can expect to have spot check made by the officials to ensure all athletes meet World Athletics requirements.

See **Call Room notes**

All athletes must follow the requirements of the Meeting Director, and Meeting Officials. These directives are to ensure we all comply to the Competition Rules for Fairplay and for Health & Safety.

STADIUM ENTRY:

Athletes - must enter the track by the **Door** behind the grandstand near the finishing line end.

Athlete's ONLY have Entry through this door. Supporters must enter via the Main Admission Gate

Coaches - are required to use the public access gate & pay or show a current Athletics NZ Coach pass.

TECHNICAL INFORMATION CENTRE & RESULTS ROOM

This is the room by which athletes enter. After entering this area [**TIC and CHECK IN**] you will be required to check in and confirm your events and uplift your competition Bib #.

CHECK IN: All athletes must check in at least **90 minutes** before the scheduled start of their event.

SCRATCHINGS:

Please notify the Meet Director or **TIC** when you enter the stadium or earlier any event you wish scratch.

Early Scratchings must be emailed to tony@acesports.co.nz by 5.00pm SATURDAY 31 January with "SCRATCHING" in the Subject line

Scratching on the day must be made **90 minutes prior** if possible. Scratching Forms are available at **TIC**

COMPETITION BIB NUMBERS:

Competition bib numbers become your athlete event accreditation and entry access.

Numbers are to be worn in competition and displayed front & back of your competition vest during your event High Jump & Pole Vault athletes may opt to wear only one BIB. No alteration is allowed to BIBs.

DRAWS and REPORT TIMES:

Track: FINAL Lane Draws and seedings will be published asap after all confirmed entries are received up to **90 minutes** prior to event and posted to **Roster Athletics** link and is LIVE instantly if any redraws are made.

Jumps & Throws: Competition order will be set out by the draw sheets published 90 minutes prior to event.

EVENT REPORT and CALL ROOM

A call room **may operate** for some events including the **Men's 20 & Women's 20 Mile** championships.

The Call Room will be at the Zoo End of the Function Lounge at the 80-metre mark.

➤ *Call room report times will be published to Athletes on publication of the final programme*

➤ *Athletes must follow instruction of Call room staff and wear hip numbers as required.*

OTHER TRACK EVENTS

Athletes must report to the start line **10 minutes prior** to advertised start.

FIELD EVENTS

Athletes must report to the field site position no later than **30 minutes** prior **the scheduled event start.**

Field event athletes will be given an opportunity to do specified warmups at event site.

Time permitting, they will be allowed 1 or 2 warmup throws/jumps.

For feature events athletes will introduce to the stadium spectators before the start.

WARM UP

Warming up can be done on the top field (NO. 2) arena or outside the stadium.

If you warm up on the top field or outside the stadium, take your Bib # with you as accreditation to show to the gate security to re-gain entry. It is preferred to use inside the top field (No.2).

HURDLES

There will be some Hurdles on the warm field and available on the track

HIGH JUMP PROGRESSIONS

Start Heights: The start heights for the High Jump will be as follows unless the referee in consultation with the Technical Delegate see fit to change the due to event conditions.

High Jump Progression are below – these maybe revised

Men: 1.84, 1.89, 1.94, 1.99 then 2.03, 2.07, 2.11, 2.14, 2.17 then +3.0 cm

Women: 1.59, 1.64, 1.69, 1.73, 1.77, 1.81, 1.84, 1.87, 1.90 then + 2.0cm

LONG THROW FIELD SIZE and PROGRESSIONS

Fields for field events will have entry limits and be merit based with Long Throws in principle will be limited to a **field size of 12 athletes** and at the Meet Directors discretion local talent may be included

All throwers will receive **3 trials**, the **top 6** will then receive a further **two trials** and then only the **top 3 a final trial**.

HORIZONTAL JUMPS and SHOT-PUT PROGRESSIONS

Fields for field events will have entry limits and be merit based with Horizontal Jumps and Shot Put in principle will be limited to a **field size of 15 athletes** and at the Meet Directors discretion local talent may be included.

For these events all athletes will receive **3 trials**, the **top 8** will then receive a further **two trials** and then only the **top 3 a final trial**.

THROWS INFORMATION

PERSONAL IMPLEMENTS: These must be presented for checking and weigh in at the Gear Shed by the 100m start, no later than **2 hours before** the event is scheduled.

SEATED THROWERS: Throwing frames need to go to the Implement Check in **2 hours prior** the start time.

REMINDER:

If you wish to use your own implement then it becomes **available** in the **competitor's pool**.

NO Warmup in the throws circle until directed by **Chief Judge**.

ALL warmup throws on the warmup area (Upper # 2 Field) must be individually supervised by a coach.

WALKS: "NO" Penalty box will be used for athletes by the judges for this event

TOILETS and CHANGING ROOMS:

TOILETS are available at

- ✓ Under the Grandstand alongside the First Aid Room for Men and the TIC for Women
- ✓ On the Grandstand mezzanine floor – entrance by the small access way near VIP area
- ✓ External to stadium at the back of the grandstand [Public side]
- ✓ On the Top field (no.2) Changing rooms - inside the perimeter fence and outside [Public]

CHANGING ROOMS

Changing rooms and showers are available in the following locations.

- ✓ Under the Grandstand and they will be designated as Men's Change room, Women's Change room and Para Change rooms
- ✓ The top field [No.2 ground] warm up area has change rooms and Toilets

ATHLETE SUPPORT:

Medical: A Physiotherapist [Tony Snell], and Registered Nurse [Tracey Baldwin] will be available at the Stadium. There will be one of the above team always located at First Aid room area in Front of the Grandstand.

On Saturday before the meet the physio will be available at Brentwood Hotel – from 4.30pm

POST EVENT PROCEDURES

All Track and Field Athletes must leave the competition arena asap post event and should exit near the small gate situated diagonally beyond finish line area. Podium athletes should report to the Podium area

PROMOTIONAL

Athlete Availability for Media Interview and Sponsors

Where possible we would like to ask you to be available for Media and Sponsors if required.

News media and infield interviews are likely for winners of Elite events, and any record breakers. These will be undertaken in front of the grandstand.

AWARDS

Medals for the top three athletes will be awarded where possible for all Elite Events at the podium. There are medals for all division one of any graded events.

Once the World Athletics performance points rankings are established post meeting all athletes will be sent an email with an attached document for payment of Awards and any agreed Expenses

We will hope to present top 3 medals asap including for the **Athletics NZ M20 & W20 Mile Championships**

Medals for place getters in **not presented on the podium** can be picked up from the TIC .

DRUG TESTING:

Any Athletes requested by DFSNZ for testing are to remain at the stadium after their event if required.

All Information on the Capital Classic > www.acesports.co.nz/capital-classic

DIRECT LINK to START LIST and RESULTS

2026 TEAM LEDGER HARCOURTS CAPITAL CLASSIC

➤ <https://meets.rosterathletics.com/public/competitions/details/about?id=27741>





Giving our world more smiles

Every smile holds a story.

Stories of joy, laughter, excitement,

Stories of trying new things,

letting go,

overcoming challenges,

Stories of new beginnings,

fresh starts.

Stories of love, dreams, hope,

and finding strength.

Smiles shared with loved ones,

and to celebrate new life.

Smiles are our gifts and

the stories we share.

At Fujifilm,

we know smiles.

In everything we do and

with all our partners,

we spread smiles the world over

across communities,

cultures, and industries.

FUJIFILM

Value from Innovation

Thank You Fujifilm for your 17 years of Support

Athletes of the Capital Classic enjoy the



Brentwood Hotel is proud to be the Preferred Accommodation Provider and Partners of the 2024 Team Ledger Harcourts Capital Classic. We wish all athletes well in their events and hope friends and family enjoy watching them participate and celebrating their success.

We look forward to welcoming you to the **Brentwood Hotel** at 16 Kemp St, Kilbirnie. Whether staying with us overnight for accommodation, dining in our Aqua Bistro or simply catching up with old friends and rivals over drinks and snacks in the Aqua Bar overlooking the pool courtyard, we know you will love our friendly atmosphere and comfortable environment.

The hosting of sporting groups is one of the Brentwood Hotel's specialties. Our spacious accommodation rooms (sleeping up to 4 people), nutritious catering options and competitively priced packages offer great value for money. The outdoor pool in summer is perfect for relaxing post competition.

Brentwood Hotel is located 3.6km [7mins] from the Airport and close to many local sporting facilities including Newtown Park [7mins], ASB Sports Centre and Wellington Regional Aquatic Centre which suits many different sporting disciplines.

The complimentary 24-hour airport shuttle service and free onsite car/van parking offer additional convenience and cost savings. We have 9 conference rooms which can be booked for team use, meetings for up to 400 people or banquet dinners for up to 230 people.

To enquire call us free on 0508 273 689 or visit www.brentwoodhotel.co.nz



STARTS LISTS – THROWS @ 28 Jan

Team Ledger Harcourts Hammer Throw (4kg) · Women · Senior · Final 15:30

Order	Athlete	Club/School	Bib	Personal best	Season best
	Sarah Aldridge (2010) NZL	AWAI	341	12.52	12.52
	Isla Hughes (2008) NZL	LHTA	331		
	Sacha Fu-Oughton (2011) NZL	NHBC	150	42.18	42.18
	Danhé Stols (2008) NZL	PAPM	275		
	Manaia Coulter (2007) AUS	Bankstown Sports Athletics Club	126	46.61	50.02
	Lauren Bruce (1997) NZL	SCAN	113	74.61	69.89
	Nadja Kumerich (2005) NZL	NHBC	190	54.98	53.83
	Lauren Clark (2000) AUS	NSW	120	55.77	55.77

Talima Estates Discus Throw (2kg) · Men · Senior · Final 17:00

	Giovanni Cusin-Tavite (2011) NZL	UHAC	129	32.62	
	Kace Fata Tolai (2008) NZL	KARO	144		
	Hector O'Rourke (2007) NZL	STPA	242	45.00	
	Angus Lyver (2004) NZL	COBU	204	43.41	
	Frazer Hazeldine (2009) NZL	NZSSAA	167	46.92	46.92
	Adam Leece (2008) NZL	NHBC	196	43.87	43.87
	Corran John Coats Hanning (2004) NZL	RCKI	164	41.35	40.03

Brentwood Hotel Shot Put (7.26kg) · Men · Senior · Final 18:00

	Giovanni Cusin-Tavite (2011) NZL	UHAC	129	10.25	
	Kace Fata Tolai (2008) NZL	KARO	144		
	Hector O'Rourke (2007) NZL	STPA	242	14.00	
	Angus Lyver (2004) NZL	COBU	204	13.33	13.33
	Frazer Hazeldine (2009) NZL	NZSSAA	167	15.16	15.16
	Adam Leece (2008) NZL	NHBC	196	13.50	13.50
	Corran John Coats Hanning (2004) NZL	RCKI	164	12.06	11.33

Brentwood Hotel Shot Put (4kg) · Women · Senior · Final 18:00

	Sarah Aldridge (2010) NZL	AWAI	341	6.30	5.83
	Emma Louisa Papalii (2007) COK	Cook islands	246	12.23	13.75
	Karmen-Elizabeth Maritz (2008) NZL	NHBC	210	12.74	
	Kaitlyn Coulter (2004) AUS	Bankstown Sports Athletics Club	125	14.33	14.00
	Manaia Coulter (2007) AUS	Bankstown Sports Athletics Club	126	13.67	13.44
	Sina Maria Sua (2011) NZL	Diocesan School for Girls	276		
	Senira Hewitt (2008) NZL	UHAC	169	11.98	11.80
	Sionann Alice Murphy (F37) (2005) NZL	TAKP	228	9.54	9.32

Brentwood Hotel Seated Shot Put · Women · Senior · Final 18:00

	Milly Marshall-Kirkwood (F57) (2008) NZL	INGL	320	5.67	5.67
--	---	------	-----	------	------

FISO Group Javelin Throw (600g) · Women · Senior · Final 18:15

	Sarah Aldridge (2010) NZL	AWAI	341	11.30	11.30
	Briana Stephenson (1999) NZL	HGTA	272	40.13	
	Tori Moorby (1994) NZL	HAWK	225	63.26	62.78
	Chelsey Moananu (2006) NZL	RCKI	221	37.90	
	Rebecca Bailey (2007) NZL	NZSSAA	104	41.61	48.81

SAS Sports Hammer Throw (7.26kg) · Men · Senior · Final 19:15

	Giovanni Cusin-Tavite (2011) NZL	UHAC	129	29.73	
	Kace Fata Tolai (2008) NZL	KARO	144		
	Frazer Hazeldine (2009) NZL	NZSSAA	167	42.99	42.99
	Adam Leece (2008) NZL	NHBC	196	43.86	43.86
	Anthony Nobilo (1999) NZL	NHBC	233	69.72	
	Conor Sharkey (2010) NZL	UHAC	266	54.37	54.37
	Damian Wells (2003) AUS	AUS Temora Athletics Club	297	62.13	62.13
	Heath Abbot (2007) NZL	KARO	101	53.70	53.70

START LISTS – JUMPS @ 28 Jan

Bodyhaven Pole Vault · Women · Senior · Final 16:00

Order	Athlete	Club/School	Bib	Personal best	Season best
	Pera Torlesse Gordon (2009) NZL	PRHL	157	3.30	3.30

Team Ledger Harcourts High Jump · Women · Senior · Final 16:00

Order	Athlete	Club/School	Bib	Personal best	Season best
	Taylor Trow (2008) NZL	NZSSAA Classics Tour	289	1.68	1.68
	Amber Trow (2006) NZL	PNTH	288	1.75	1.70

Hannah Hickson (2008) NZL	HAWK	170	1.72	1.72
Ruby Tourelle (2010) NZL	UHAC	285	1.70	
Imogen Skelton (2000) NZL	WHAC	269	1.87	
Naomi Waite (2006) NZL	WHAC	292	1.80	
Olivia Grace Norris-Spring (2009) NZL	PNTH	234	1.66	1.66
Dannielle Jones (2007) AUS		179	1.75	1.75

FISO Group Triple Jump · Women · Senior · Final 16:00

Order	Athlete	Club/School	Bib	Personal best	Season best
	Ella Mear (2009) NZL	PRAM	217	11.16	
	Lara Hockly (2003) NZL	HAWR	171	12.31	11.76
	Cora O'Rourke (2009) NZL	STPA	241	10.23	10.10
	Elena Edgar-Nemec (2000) NZL	NHBC	141	11.74	11.74
	Anna Fraser (1995) NZL	Mana AC	149	13.06	
	Olivia Grace Norris-Spring (2009) NZL	PNTH	234	10.74	
	Analin Rudd (2007) NZL	Sydney University Athletics Club	264	12.01	12.01
	Casey Day (2010) NZL	NZSSAA	131	12.17	11.81

Whitby Collegiate Long Jump · Men · Senior · Final 17:30

Order	Athlete	Club/School	Bib	Personal best	Season best
	Shay Veitch (2000) NZL	ARIK	310	8.04	7.43
	Daniel Mandengu (2008) NZL	NZSSAA Classics Tour	334	7.04	
	Asher Robertson (2008) NZL	NZSSAA Classics Tour	259	7.02	7.02
	Riley Symes (2011) NZL	WHS	278		
	Reiley Scott Thomas (2010) NZL	WANG	280	5.70	5.41
	Luke Moffitt (2005) NZL	HCYU	222	7.04	6.84
	Connor Gilliland (2007) NZL	INVG	154	6.60	
	Finn Tregurtha-Nairn (T38) (2009) NZL	NZSSAA	287	4.96	4.96
	Lyon Rodger (2006) NZL	Wairarapa Track and Field Inc	262	7.03	
	Piritau Nga (2002) COK		230	6.78	6.68
	Max Angaroa Harry Teuruaa (2002) COK		279	6.38	

Impact Lab High Jump · Men · Senior · Final 18:10

Order	Athlete	Club/School	Bib	Personal best	Season best
	Mylo Guthrie-Thiel (2007) NZL	UHAC	161	2.00	
	Zane Paterson (2003) AUS	QLD	248	2.15	2.10
	Samasoni Hewitt (2006) COK	UHAC	168	2.05	2.05
	Connor Larsen (2004) AUS	Darling Downs Athletics	193	2.13	2.13
	Hugo Newton Jones (2006) NZL	WHAC	180	2.07	2.00
	Simioluwa Thomsen-Ajayi (2000) AUS	Ignition Athletics	281	2.20	
	Kyle Mienert (2005) AUS	Tigers Athletics Club	219	2.03	2.03

START LISTS - TRACK @ 28 Jan

NOTE: Final Seeding will be completed after Check in for all Laned Races

Top seeds will race in Elite Race at Scheduled time

Team Ledger Harcourts 100m · Men · Senior · Final 18:50

Lane	Athlete	Club/School	Bib	Personal best	Season best
	Shay Veitch (2000) NZL	ARIK	310	10.33	10.82
	David Mandengu (2008) NZL	HAWR	344	11.22	11.22
	Joe James-William Dolphin (2006) NZL	NHBC	329	10.54	
	Daniel Mandengu (2008) NZL	NZSSAA Classics Tour	334	10.82	
	Tommy Joshua Te Puni (2002) NZL	NHBC	339	10.34	
	Tiaan Whelpton (2000) NZL	COBU	100	10.14	10.02
	Albert O'Brien (F20, T20) (2010) NZL	Olympic Harriers & Athletics Club	238	14.66	14.99
	Riley Symes (2011) NZL	WHS	278	14.01	
	Rakhitha Gardiyawasam (2011) NZL	Mana AC	153	11.45	
	Kopere Teina Maihi-Walker (2010) NZL	WANG	207	11.60	11.60
	Ethan Calder-Cass (2002) NZL	PRAM	115	10.97	10.97
	Joshua Adegoke (2003) NZL	HGTA	102	10.91	
	Brooklyn Boyd (2009) NZL	LHTA	111	10.91	10.91
	Amos Fountain (2011) NZL	WHAC	147	11.58	11.58
	Troy Waldrom (2009) NZL	NZSSAA Classics Tour	293	10.83	
	Reiley Scott Thomas (2010) NZL	WANG	280	12.07	12.07
	Zack Ziogas (2006) NZL	Mana AC	308	11.22	
	Luke Jarvis (2008) NZL	PRAM	177	10.97	
	Olly Collier (2009) NZL	TRGA	123	11.69	11.69
	Toby O'Leary (2009) NZL	Mana AC	239	11.29	

Alexander Kutt (F20, T20) (2004) NZL	RCKI	191	12.07	12.07
Ethan Hole (2008) NZL	SCAN	172	11.18	
Gyan Mark Wilson (2010) NZL	Olympic Harriers & Athletics Club	303	11.47	
Zack Kimmins (2008) NZL	Mana AC	185	10.87	
Finn Tregurtha-Nairn (T38) (2009) NZL	NZSSAA	287	12.61	12.61
Lyon Rodger (2006) NZL	Wairarapa Track and Field Inc	262	11.10	
Matthew Rodger (2003) NZL	Wairarapa Track and Field Inc	263	10.93	11.06
Daniel Habakkuk Teariki Tolosa (2005) COK		284	11.00	
Oliver Krijnen (2004) NZL	Mana AC	189	10.82	
Cody Wilson (2000) NZL	Mana AC	302	10.52	10.78
Piritau Nga (2002) COK		230	11.60	11.60
Max Angaroa Harry Teuruaa (2002) COK		279	11.54	

FujiFilm 100m · Women · Senior · Final 18:40

Lane	Athlete	Club/School	Bib	Personal best	Season best
	Emmaline Griffith (2010) NZL	LHTA	342	13.86	13.86
	Anzelle Gouws (2009) NZL	Wairarapa Track and Field Inc	158	12.59	12.59
	Ella Mear (2009) NZL	PRAM	217	12.74	
	Estelle Short (2004) COK		268	12.38	
	Asher MacDonald (2011) NZL	PNTN	206	13.40	13.50
	Hannah Hickson (2008) NZL	HAWK	170	12.39	12.44
	Aleksandra Domanski (2006) NZL	RCKI	135	12.25	12.34
	Yasmin Rodda (2008) NZL	Mana AC	261	13.13	13.27
	Nokutenda Kelly Mapendere (2007) ZIM	LHTA	208	13.43	
	Libby Leikis (F37, T37) (1998) NZL	Mana AC	197	15.58	18.03
	Tazanna Lake Dell (2004) NZL		132	12.96	13.26
	Briar Nicholson (2008) NZL	Mana AC	231	12.91	
	Evelyn Mason (2010) NZL	PRAM	213	12.86	
	Briana Stephenson (1999) NZL	HGTA	272	11.84	
	Madison Earley (2009) NZL	WTKC	140	11.95	11.95
	Daisy Goodman (2009) NZL	PRAM	155	12.76	12.80

Team Ledger Harcourts 200m · Men · Senior · Final 17:15

Lane	Athlete	Club/School	Bib	Personal best	Season best
	Emerson Willard (1974) NZL	Wellington Masters	348	26.52	
	Joe James-William Dolphin (2006) NZL	NHBC	329	21.38	
	Tommy Joshua Te Puni (2002) NZL	NHBC	339	20.75	
	Riley Symes (2011) NZL	WHS	278		
	Rakhitha Gardiyawasam (2011) NZL	Mana AC	153	23.15	
	Kopere Teina Maihi-Walker (2010) NZL	WANG	207	23.68	24.00
	Ethan Calder-Cass (2002) NZL	PRAM	115	21.81	21.93
	Joshua Adegoke (2003) NZL	HGTA	102	22.20	
	Brooklyn Boyd (2009) NZL	LHTA	111	22.53	22.53
	Troy Waldrom (2009) NZL	NZSSAA Classics Tour	293	21.73	
	Reiley Scott Thomas (2010) NZL	WANG	280	25.00	25.00
	Zack Ziogas (2006) NZL	Mana AC	308	23.02	
	Luke Jarvis (2008) NZL	PRAM	177	22.22	22.45
	Olly Collier (2009) NZL	TRGA	123	23.45	23.45
	Bruce Cortesi (1962) NZL	TRGA	124	30.20	34.99
	Alexander Kutt (F20, T20) (2004) NZL	RCKI	191	24.80	24.80
	Rianco Carel Haggard (2009) NZL	NZSSAA	162	22.36	
	Ethan Hole (2008) NZL	SCAN	172	22.51	
	Zack Kimmins (2008) NZL	Mana AC	185	22.10	
	Finn Tregurtha-Nairn (T38) (2009) NZL	NZSSAA	287	25.75	25.75
	Matthew Rodger (2003) NZL	Wairarapa Track and Field Inc	263	22.31	
	Daniel Habakkuk Teariki Tolosa (2005) COK		284	22.74	
	Oliver Krijnen (2004) NZL	Mana AC	189	22.04	
	Max Angaroa Harry Teuruaa (2002) COK		279	23.50	

FujiFilm 200m · Women · Senior · Final, 17:05

Lane	Athlete	Club/School	Bib	Personal best	Season best
	Emmaline Griffith (2010) NZL	LHTA	342	29.43	29.43
	Madison Luping-Cowan (2011) NZL	WHAC	343		
	Isla Morrison (2009) NZL	WHAC	345		30.24
	Xanthe Wong (2009) NZL	WHAC	306	29.00	29.00
	Taylor Trow (2008) NZL	NZSSAA Classics Tour	289	26.31	26.31
	Anzelle Gouws (2009) NZL	Wairarapa Track and Field Inc	158	25.97	25.97
	Ella Mear (2009) NZL	PRAM	217	27.17	27.17
	Asher MacDonald (2011) NZL	PNTN	206	27.61	28.08

Hannah Hickson (2008) NZL	HAWK	170	25.27	
Yasmin Rodda (2008) NZL	Mana AC	261	27.25	27.25
Nokutenda Kelly Mapendere (2007) ZIM	LHTA	208	27.95	28.47
Lauren Barrett-Hamilton (2008) NZL	NZSSAA Classics Tour	105	27.02	27.20
Libby Leikis (F37, T37) (1998) NZL	Mana AC	197	32.26	40.98
Briar Nicholson (2008) NZL	Mana AC	231	26.89	
Evelyn Mason (2010) NZL	PRAM	213	26.87	27.74
Madison Earley (2009) NZL	WTKC	140	24.42	24.42
Daisy Goodman (2009) NZL	PRAM	155	26.53	26.80

Team Ledger Harcourts 400m · Men · Senior · Final 18:15

Lane	Athlete	Club/School	Bib	Personal best	Season best
	David Mandengu (2008) NZL	HAWR	344	51.27	51.27
	Daniel Mandengu (2008) NZL	NZSSAA Classics Tour	334	48.06	
	Connor Bowen (2011) NZL	Scots College	314	51.44	51.44
	Isaac Baden London (2009) NZL	WHAC	311	58.29	
	Asher Robertson (2008) NZL	NZSSAA Classics Tour	259	51.10	
	Daniel Marco Kits (T37) (2007) NZL	TAWM	187	1:06.47	1:06.47
	Gyan Mark Wilson (2010) NZL	Olympic Harriers & Athletics Club	303	50.70	
	Matthew Eady (2002) NZL	Auckland City Athletics	139	50.67	
	Max Lewer (2008) NZL	Mana AC	199	50.24	50.24
	Gustav Lundholm Nielsen (1998) DEN	Sparta	232	45.41	45.46

Team Ledger Harcourts 400m · Women - Senior · Final

, 18:05

	Madison Luping-Cowan (2011) NZL	WHAC	343		
	Isla Morrison (2009) NZL	WHAC	345		1:08.42
	Vanessa Hodge (1974) NZL	PNTH	330	1:05.41	
	Xanthe Wong (2009) NZL	WHAC	306	1:03.00	
	Elodie Fia Lloyd-Dent (2010) HKG	WHAC	202	1:02.14	
	Sacha Kilmister (2008) NZL	Mana AC	183	58.47	59.26
	Emma Jane Osborne (2002) NZL	WANG	244	55.58	57.51
	Madeleine Waddell (2007) NZL	HAWK	290	52.62	
	Georgia Lorraine Ellenwood (1995) CAN	Canada	143	58.05	
	Zita Elizabeth Meo (2009) NZL	HGTA	218	56.33	56.33
	Dasun Ganhewa (1986) NZL	Athletics East	152	1:03.81	1:06:53.00

Happy Moments Media 800m · Men · Senior · Final, 18:30

	Ollie Tipping (2011) NZL	WHAC	346	2:07.97	2:07.97
	Guy Lester (2009) NZL	WHAC	340	2:01.79	2:01.79
	Ethan Smolej (2003) NZL	PTOC	337	1:50.28	1:55.50
	Otto Church (2009) NZL	CCCA	326	1:57.00	1:57.00
	Quinn Moss (2008) NZL	Auckland City Athletics	335	1:53.80	1:53.80
	Isaac Baden London (2009) NZL	WHAC	311	2:09.80	
	Oliver Dunshea (2001) NZL	PTOC	137	1:52.74	1:58.23
	Lucas Kendrick (2011) NZL	WHAC	181	2:24.77	
	Alex MacBeth (2009) NZL	Olympic Harriers & Athletics Club	205	1:52.66	1:52.66
	Logan Hopfler (2008) NZL	Wellington College	173	1:58.39	1:59.27
	Blake Miscall (2008) NZL	Mana AC	220	1:55.04	1:56.83
	Darian Sorouri (1996) NZL	WRPA	270	1:58.50	2:02.00
	Henry Sevier (2008) NZL	COBU	265	1:54.06	1:55.16
	George Guerin (2001) NZL		160	1:56.37	1:59.61
	Jacob Kilmister (2005) NZL	CANU	182	1:57.70	1:58.59
	Jacob Ridder (2007) NZL	PRHL	258	1:55.10	1:55.10
	Oscar Monro (2006) NZL	CANU	224	1:58.00	2:00.00
	Conal McLean (2007) NZL	PTCH	216	1:48.36	1:48.36
	Jag Willers (2007) NZL	NZSSAA Classics Tour	300	1:52.92	
	Sam Stichbury (2004) NZL	PNTH	274	1:58.00	1:58.00
	Caleb Litloff (2008) NZL	TRGA	201	1:54.10	1:54.10
	Oliver Foley (2009) NZL	EGMT	146	1:58.50	1:59.33
	Nicolas Alvarez Rey-Virag (2005) NZL	HCYU	255	1:56.04	1:56.04
	Rainer Kravets (2000) EST	VICU	188	1:59.29	
	Joe Martin (2007) NZL	WSCO	211	1:48.25	1:48.25
	Noah Lausen (2006) NZL	NELS	194	1:56.78	1:58.69
	Cooper Wightman (2007) NZL	WRPA	299	1:50.46	1:55.00

SAS Sports 800m · Women · Senior · Final 18:25

	Tamara Winkler (1980) SUI	WHAC	305	2:07.71	
	Liberty McIntyre-Reet (2002) NZL	WRPA	215	2:18.78	
	Ava Rhiannon Oatway (2011) NZL	PNTH	243		
	Ariana Candy (1995) NZL	CANU	118	2:14.84	2:18.55

Pascale Bowie (2005) NZL	CANU	110	2:22.00	
Briana Stephenson (1999) NZL	HGTA	272	2:12.97	
Dasun Ganhewa (1986) NZL	Athletics East	152	2:29.00	2:29.69
Acesports Athletics NZ Men's 20 One Mile Championships· Final 19:10				
Jacob Laim Williams (2011) NZL	LHTA	338	4:30.00	4:30.00
Reuben Hayne (2011) NZL	LHTA	166		
Bernard Stallard (2008) NZL	Olympic Harriers & Athletics Club	271	4:25.00	
Hugo Champion (2009) NZL		117	4:33.00	
Jag Willers (2007) NZL	NZSSAA Classics Tour	300		
Caleb Wagener (2007) NZL	PAKU	291	4:11.80	
Cohnor Walsh (2008) NZL	CHAV	295	4:40.00	4:40.00
Daniel Marco Kits (T37) (2007) NZL	TAWM	187	5:57.18	5:57.18
George Lewis (2008) NZL	HGTA	200	4:33.00	4:33.00
Thawa Cain (2011) NZL	Olympic Harriers & Athletics Club	114	5:45.49	
Vaughan Murray (2009) NZL	TRGA	229	4:17.87	4:17.87
Acesports Athletics NZ Women's 20 One Mile Championships· Final 19:00				
Maddison MacLean (2008) NZL	WHAC	333	5:10.00	
Isla Dapas (2011) NZL	Olympic Harriers & Athletics Club	130		
Kate Robinson (2007) NZL	Auckland City Athletics	260	5:00.00	5:04.05
Isabella Pickering (2009) NZL	NHBC	252	5:05:00.00	
Caitlin Kirk (2008) NZL	HGTA	186	5:00.00	5:05.27
Greta Hunter (2009) NZL	Auckland City Athletics	175	5:11.61	5:11.61
Eva Houghton (2008) NZL	Auckland City Athletics	174		5:27.56
Juliet Moorhead (2009) NZL	Olympic Harriers & Athletics Club	226	5:19.10	
Brynne Maja Gordon (2007) NZL	PRHL	156	4:58:50.00	
Amy Towers (2009) NZL	Auckland City Athletics	286	5:09.92	5:09.00
Madison Wos (2009) NZL	UHAC	307	5:09.01	5:09.01
Lennox Dyer (2010) NZL	EGMT	138	5:06.00	
Denika Jean Clooney (2008) NZL	TTTR	122	4:50.00	4:50.00
Asha Edwards (2008) NZL	TAKP	142	4:52.00	
Olivia Clay-McDowell (2010) NZL	Olympic Harriers & Athletics Club	121	5:03.01	
Sophia Haines (2008) NZL	Auckland City Athletics	163	4:57.12	
Zara Pomfret (2007) NZL	Auckland City Athletics	253	5:00.00	
Sali Leinfellner (2008) NZL	NHBC	198	4:55.00	
Paige Dobson (2009) NZL	HGTA	133	5:02.07	5:02.07
Mia Thomson (2011) NZL	PRAM	282		
Roger Robinson 3000m · Men · Senior · Final 19:50				
Lennox Brotherton (2007) NZL	WNGA	325	8:55.87	
Cameron Clark (2002) NZL	WRPA	327	8:10.65	
Sam McHale (2007) NZL	Hawkes Bay Gisborne	214	8:59.00	9:11.00
Benjamin Wall (2001) NZL	FLDM	294	8:26.05	
Desmond Reddy (2008) NZL	Olympic Harriers & Athletics Club	254	8:47.30	
Leo Hyink (2010) NZL	LHTA	176	9:31.12	9:31.12
Isaac Murphy (1993) NZL	FLDM	227	8:31.00	
Andre Le Pine-Day (2002) NZL	FLDM	195	8:34.00	
Tom Quintin Pescini (2009) NZL	Olympic Harriers & Athletics Club	251	9:05.00	
Gareth Harcombe (2001) NZL	WRPA	165	8:40.00	8:40.00
Aidan Galley (2008) NZL	EGMT	151	9:00.00	
Hugo Champion (2009) NZL		117		
Toby Gualter (2000) NZL	Olympic Harriers & Athletics Club	159	7:58.26	
Lennox Crowe (2004) NZL	WSCO	128		
Samuel Rickerby (2008) NZL	Auckland City Athletics	257	8:51.67	
Shogo Watanabe (1994) JPN	WRPA	296	8:40:00.00	
Fenlon Bayley (2005) NZL	NELS	107	9:02.00	
Liam Chesney (2001) NZL	WHAC	119	8:22.46	
Ben Kimber (2009) NZL	LHTA	184	8:55.00	8:55.00
Cohnor Walsh (2008) NZL	CHAV	295	9:18.00	9:18.00
Joshua Fitzgerald (2004) NZL	VICU	145	9:01.00	
Jarvis Shaw (2009) NZL	PNTH	267	9:07.91	
Max Doherty (2006) NZL	Olympic Harriers & Athletics Club	134	8:51.00	
Callum Stewart (1998) NZL	WHAC	273	8:29.78	
Silas Campbell (2008) NZL	WHAC	116	9:01.00	
Angus Wemyss (1998) NZL	NELS	298	8:41.84	
Wilson Li (2006) NZL	Olympic Harriers & Athletics Club	332	9:03.00	
Finn Robinson (2010) NZL	Upper Hutt	318		
Cam Starr (2010) NZL	Upper Hutt	350		

Team Ledger Harcourts 3000m · Women · Senior · Final, 19:20

Kiana Wealleans (2012) NZL	UHAC	347	11:18.34	11:18.34
Charlotte Conder (2006) NZL	Olympic Harriers & Athletics Club	328		
Phoebe Sims (2011) NZL	Olympic Harriers & Athletics Club	336		
Isabella Pickering (2009) NZL	NHBC	252	10:01.70	
Caitlin Bassett (2002) NZL	WRPA	106	10:10.00	
Isobel Thurston (2011) NZL	Olympic Harriers & Athletics Club	283	10:32.77	
Andrea Peat (1990) NZL	WHAC	250	10:32.01	
Kumiko Otani (1995) JPN	WHAC	245	9:12.28	
Emma Lowden (2009) NZL	Olympic Harriers & Athletics Club	203	10:12.42	
Annabel Richardson (2007) NZL	Auckland City Athletics	256	10:20.00	
Katie Jenkins (1973) NZL	Olympic Harriers & Athletics Club	178	10:55.00	

Bodyhaven 100m Hurdles (83.8cm / 8.5m) · Women · Senior · Final 16:45

Evelyn Mason (2010) NZL	PRAM	213		
Sarah Aldridge (2010) NZL	AWAI	341	18.31	18.31
Cora O'Rourke (2009) NZL	STPA	241	17.61	18.20
Celine Pearn (1997) NZL	WTKC	249	14.23	
Lauren Barrett-Hamilton (2008) NZL	NZSSAA Classics Tour	105	15:37.00	15.37
Briana Stephenson (1999) NZL	HGTA	272	13.34	
Jade Moana Wilson (2007) NZL	NZSSAA Classics Tour	304	15.58	

Team Ledger Harcourts 110m Hurdles (106.7cm / 9.14m) · Men · Senior · Final 16:55

Asher Robertson (2008) NZL	NZSSAA Classics Tour	259	14.43	14.43
Conor Arthur (2008) NZL	Mana AC	103		
Max Angaroa Harry Teuruaa (2002) COK		279	16.01	
Joseph Dunn (2005) NZL	PAPK	136	15.04	
Angus Lyver (2004) NZL	COBU	204	15.62	
Luke Moffitt (2005) NZL	HCYU	222	15.55	15.55
Connor Gilliland (2007) NZL	INVG	154	14.82	
Tom Moloney (2001) NZL	Auckland City Athletics	223	15.25	15.39

SAS Sports 400m Hurdles (91.4cm / 35m) · Men · Senior · Final,18:00

Conor Arthur (2008) NZL	Mana AC	103		
Jonathan Xavier Maples (2001) NZL	WNGA	209	52.05	52.06
Harry Williamson (2007) NZL	COBU	301	58.88	

SAS Sports 3000m Race Walk · Mixed · Senior · Final

				17:30
♀ Yandri Fourie (2008) NZL	PAKU	148	16:47:00.00	18:20.00
♀ Taylor Sutton (2010) NZL	NZSSAA	277	16:42.58	
♂ Jonah Cropp (2005) NZL	SUMN	127	12:10.56	
♂ Toby Paul O'Rorke (2006) NZL	EGMT	240	12:39.03	13:09.65
♀ Alysa Brown (2009) NZL	NZSSAA	112	15:52.76	15:52.76
♀ Laura Paige Langley (1997) NZL	NCAN	192	13:13.24	13:13.24
♂ Ari Alexander Bennett (2007) NZL	NZSSAA	108	14:31.00	14:31.00
♀ Emma Bennett (2012) NZL	ASHT	109	17:51.00	

Whitby Collegiate 4 x100m MIXED TEAM · Mixed · Senior · Final 16:30

Mana AC NZL	Mana AC	MANA		
Paraparaumu Track & Field NZL	PRAM			
1. Daisy Goodman		155		
2. Eve Mason		212		
3. Ethan Calder-Cass		115		
4. Luke Jarvis		177		
NZSSAA NZL	NZSSAA Classics Tour			
NZSSAA B NZL	NZSSAA Classics Tour			
NZSSAA C NZL	NZSSAA			

SPRIG + FERN Berhampore 4x400m MIXED TEAM · Mixed · Senior · Final 20:00

Lane	Relay team	Club/School	Bib	Personal best	Season best
	Mana AC NZL	Mana AC	MANA		
	NZSSAA NZL	NZSSAA Classics Tour	235		
	NZSSAA B NZL	NZSSAA Classics Tour	236		
	NZSSAA C NZL	NZSSAA	237		

ACESPORTS CAPITAL CLASSIC TRACK & FIELD EVENT TEAM

WISH TO ACKNOWLEDGE ITS PARTNERS

GENEROUS SUPPORT OF WELLINGTON'S PREMIER TRACK AND FIELD MEET





TEAM *Ledger*

**Supporting outstanding results
at the Capital Classic for 13 Years!**

Team Ledger

Harcourts Upper Hutt

Mike 027 358 1028 | Josh 027 852 2105

teamledger@harcourts.co.nz

teamledgernz.com

Harcourts
Team Group

Team Group Realty Ltd Licensed Agent REAA 2008

Proud sponsors of

Capital Classic Track and Field Meeting

We are absolutely proud to be sponsoring the Capital Classic yet again in 2026.

Team Ledger are hugely committed to the Wellington community, specifically the Hutt Valley, where we are privileged to be involved in many community organisations and events.

We love our involvement in the Capital Classic and seeing New Zealand's future athletes shine. Best of luck to all those competing!



Scan to visit our website